

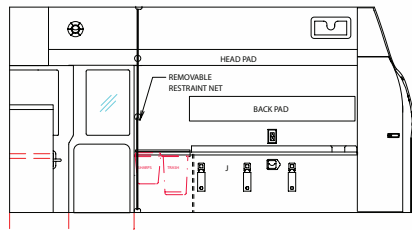
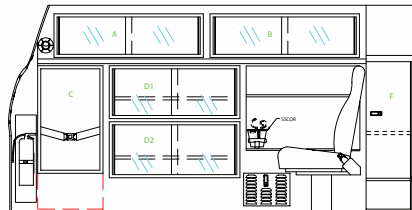
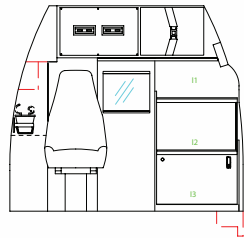
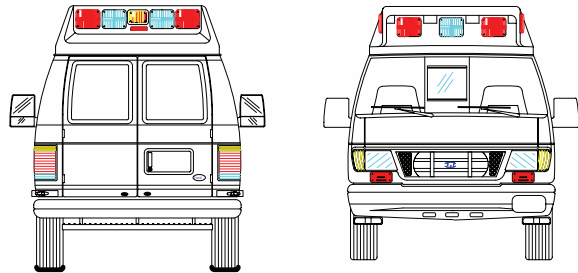
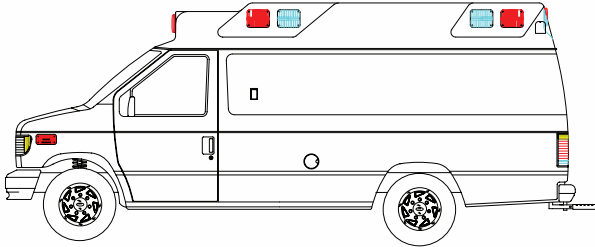
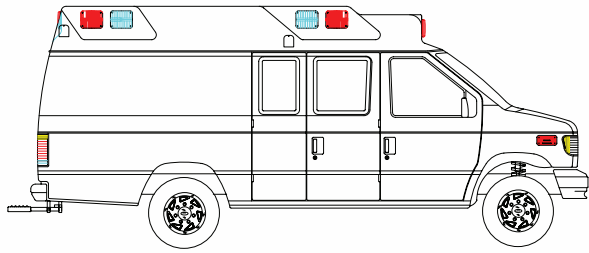
**AEV**

AMERICAN EMERGENCY  
VEHICLES



**TYPE II E350**





# TYPE II E350

## CHASSIS

Turbo Diesel 47A Ambulance Prep Package High Trim Level



## CONVERSION

- |                            |   |                            |                                      |
|----------------------------|---|----------------------------|--------------------------------------|
| Conversion*                | TraumaHawk, High Trim                           | Ground Straps              | With Star Washers                    |
| Attendant Seat             | Captains Chair on Pedestal Base                 | Headliner                  | (1) Piece Front to Rear, Gloss White |
| Batteries                  | (2) Total                                       | Heat-AC                    | Ducted in Ceiling                    |
| Battery Switch             | Cole Hersee 2484-16                             | Insulation                 | Reflectix Circumferential Package    |
| Backboard Storage          | Slide in Rear Entry Doors                       | IV Hooks                   | (2) Perko Hooks Installed Overhead   |
| Back Up Alarm              | With Auto Reset Switch                          | KKK Package                | To Present Revision                  |
| Biowaste System            | Curbside, at Head of Squad Bench                | Lights, Action Area        | Flourescent                          |
| Bumper, Rear               | Treadplate, with Ability to Pivot for Longevity | Lights, Dome               | (5) Total Halogen                    |
| Bumper, Rear Non Skid      | 3M Tape Installed on Rear OEM Bumper            | Lights, Handheld Spotlight | 400,000CP Blue Eye                   |
| Cabinet, Action Area       | ABS   | Lights, Indicator          | Door Ajar, & Battery on Cab Console  |
| Cabinet, Behind            |   | Lights, Third Brake        | Mounted over Rear Doors              |
| Attendant Seat             | Storage Cabinet with Wooden Door                | Lights, Warning Package    | Whelen Perimeter Lighting            |
| Cabinet, Bench Lid         | Single Lid                                      | Outlets, 115vac            | (2) Total (1) Curbside               |
| Cabinet, Bulkhead Supports | Welded Steel Brackets                           | Outlets, 12vdc             | (1) Streetside (GFI Protected)       |
| Cabinet, Doors             | Flush with Aluminum Trimmed Edges               | Overhead Grabrail          | (2) Cig. Style in A/A                |
| Cabinet, Laminate          | Choice of Optional Colors                       | Oxygen Storage             | 72" with Rounded Ends / Recessed     |
| Cabinet, Partition Door    | Sliding with Solid Window                       | Oxygen Outlets             | Aluminum Rack,                       |
| Cabinet, Polycarbonate     | Gray Tinted or Clear with Full Handles          | Paint                      | Vertical at Rear of Squad Bench      |
| Cabinet, RF                | Accommodation for Lifepak & Drug Boxes          | Paint Belt                 | (2) Total , Ohio Style               |
| Cabinet, Straps            | (1) in Left Rear Cabinet for Stairchair         | Patient Floor              | OEM Polar White                      |
| Cabinet, Streetside        | ABS Interiors with 3/4" Plywood Face            | Roll Cage                  | Single Belt                          |
| Cabinet, Streetside Rear   | Recessed Area for Portable O2 or                | Shoreline                  | Plywood, Full Length & Width         |
| Coax Cables                | Fire Extinguisher                               | Siren                      | Steel Tubing with Diagonal Supports  |
| Console                    | (1) Tagged at Both Ends                         | Siren Speaker              | Welded for Added Strength            |
| Cot Mount                  | ABS on Engine Cover                             | Spare Tire                 | 15 Amp Inlet on Streetside           |
| Door Hold Opens            | Stryker   | Suction System             | Whelen WS-295-HFS                    |
| Door Panels                | Plunger Style on Brackets                       | Top                        | Whelen Under-Pro Assembly            |
| DOT Package                | Upholstery Covered to Match Interior            | Undercoat                  | Mounted Under Rear in OEM Location   |
| Electrical System          | Shipped Loose                                   | Upholstery                 | SSCOR with Disposable Container,     |
| Electrical Wiring          | Printed Circuit Board with LED Diagnostics      |                            | Electric Pump                        |
| Flooring                   | Color, Name & Number Coded                      |                            | AEV Distinctive Design               |
| Glove Storage              | Choice of Optional Colors                       |                            | Per QVM Guidelines                   |
|                            | ABS Holder on C/S Wall                          |                            | Choice of Optional Colors            |

\*Base conversion shown—additional configurations and options available as part of AEV's ongoing program of product improvement, specifications are subject to change without notice.

