

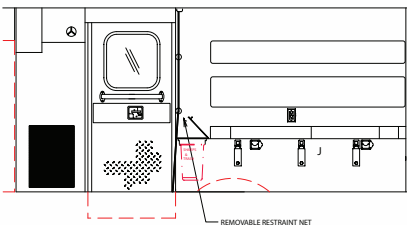
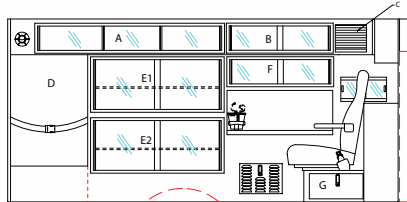
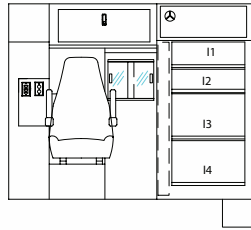
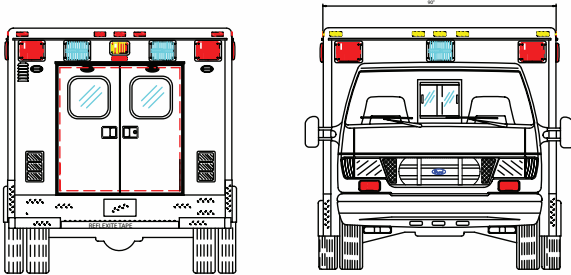
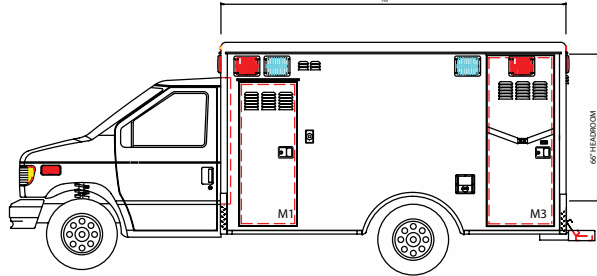
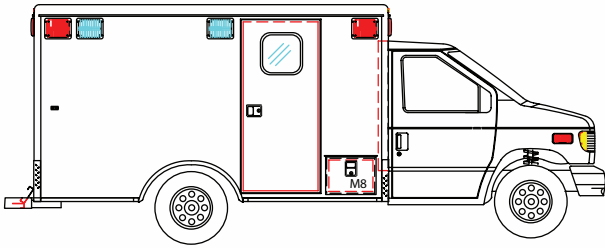


AMERICAN EMERGENCY
VEHICLES



TYPE III DR90 - E350





TYPE III DR90 - E350



CHASSIS

Turbo Diesel / 47 Ambulance Prep Package High Trim Level

CONVERSION

- | | | | |
|-------------------------|--|----------------------------|---|
| Conversion* | TraumaHawk, High Trim | Insulation | Reflectix Circumferential Package |
| Module | 145" x 90" x 66" Interior Headroom | IV Hooks | (2) Perko Hooks Installed Overhead |
| Attendant Seat | Captains Chair on Storage Box | KKK Package | To Present Revision |
| Batteries | (2) in RF Compartment | License Plate Holder | Recessed in Rear Kickplate |
| Battery Switch | Cole Hersee 2484-16 | Lights, Action Area | 12vdc Fluorescent |
| Backboard Storage | Left Rear Compartment, Vertical | Lights, Clearance | LED On Front & Rear |
| Back Up Alarm | Auto Reset | Lights, Dome | (6) Total Halogen |
| Biowaste System | Curbside, at Head of Squad Bench | Lights, Handheld Spotlight | 400,000CP Blue Eye |
| Bumper, Rear | Treadplate, with Center Flip Up Section | Lights, Indicator | Door, Compartment Ajar,
& Battery on Cab Console |
| Cabinet, Action Area | Mica Covered Wood | Lights, Load | (2) Whelen on Rear |
| Attendant Seat | With Outside Access for Spare Tire | Lights, Scene | (2) Whelen on Each Side |
| Cabinet, Bench Lid | Split Lid | Lights, Side Marker | On Sides of Body |
| Cabinet, Electrical | Above Walkthru with Lever Latch | Lights, Tail | Triple Light Cluster on Rear |
| Cabinet, Laminate | Choice of Optional Colors | Lights, Third Brake | Mounted over Rear Doors |
| Cabinet, Partition Door | Sliding with Sliding Window | Lights, Warning Package | Whelen Perimeter Lighting |
| Cabinet, Polycarbonate | Gray Tinted or Clear with Full Handles | Outlets, 115vac | (2) Total (1) Curbside (1) Streetside |
| Cabinet, RF | Open for Easy Inside Access | Outlets, 12vdc | (2) Cigar Style Outlets |
| Cabinet, Storage | Door Under Action Area for Electrical Components | Overhead Grabrail | 72" with Rounded Ends / Recessed |
| Cabinet, Straps | (1) in Left Rear Cabinet for Stairchair | Oxygen Cylinder Rack | Aluminum Rack, LF Compartment |
| Cabinet, Streetside | Large Openings with Set Back Dividers | Oxygen Outlets | (2) Total, Ohio Style |
| Cabinet, Tambour Doors | (1) Total in Patient Area | Paint | Ford OEM Polar White |
| Coax Cables | (1) Tagged at Both Ends | Paint Belt | Single Belt |
| Compartment, Lining | Diamond Plate | Patient Floor | Plywood, Full Length & Width, Insulated |
| Console | ABS on Engine Cover | Reflectors | (6) Total, (4) Rear & (2) Front |
| Cot Mount | Stryker | Shoreline | 15 Amp Inlet on Streetside |
| Door Hold Opens | Grabbers on Rear Doors | Siren | Whelen WS-295-HFS |
| DOT Package | Shipped Loose | Siren Speaker | Whelen Underpro Assembly |
| Drip Rails | Bright Finish Aluminum | Skirtrails | AEV Standard |
| Electrical System | With Custom Electrical Schematics | Spare Tire | Mounted in Left Front Compartment |
| Electrical Wiring | Color, Name & Number Coded | Suction System | SSCOR with Disposable Container,
Electric Pump |
| Fasteners, Exterior | AVK for Attachment of Door Panels | Undercoat | Per QVM Guidelines |
| Fender Flares | Rubber | Upholstery | Choice of Optional Colors |
| Flooring | Choice of Optional Colors | Wheel Covers | Stainless Steel |
| Fuel Fill | Aluminum Housing | Windows, C/S Upper | Std. Tint Fixed |
| Ground Straps | (4) with Star Washers | Windows, Rear Upper | Std. Tint Fixed |
| Handles, Interior | Handicap Style on all Entry Doors | | |
| Headliner | (1) Piece Front to Rear, Gloss White | | |
| Heat-AC | Ducted in Ceiling | | |

*Base conversion shown—additional configurations and options available as part of AEV's ongoing program of product improvement, specifications are subject to change without notice.

